


3081

Processor





System 3081 General View

**3081**

**Processor Complex**

**3081**

**Technology**

**3081**


**Processor**

**3082**

**Processor Controller**

**Remote Support Facility**

**Field Logistic**



**System 3081 General View**

IBM World Trade Corporation  
DP Customer Engineering  
EHQ - Paris, France

Printed in Western Germany


Dept. Form G 7902-732

## Field Logistic

IBM World Trade Corporation  
DP Customer Engineering  
EHQ - Paris, France

Printed in Western Germany

Dept. Form 7902 732



## FIELD LOGISTIC

### ○ Generalities

New technology (TCM and TCM boards) is very expensive and is repairable and reworkable in plant. It must be returned when not needed in the field as fast as possible.

To keep track of these parts, each TCM and TCM board has its own unique serial number.

### ○ Parts Tracking

To locate quickly any TCM or TCM board in the field, a data base in the plant contains the location of the parts shipped from manufacturing :

- in the CEC
- as spare parts
- in Engineering Changes
- in Sales Changes

The data base is updated with detailed field inputs :

- EC and MES installation per machine serial number
- P/N and associated serial numbers per machine serial number in case of part replacement (via a part return document)

CE stockroom is responsible for the tracking of all shelf stocks of the new technology by P/N and serial numbers.

A country part recycling coordinator has been appointed to achieve this objective as well as to ensure that all parts are returned to plants (EC, MES, Maintenance).

### ○ EC Management

The new technology production and reutilization is planned by manufacturing. To implement this concept :

- The complete EC/MES process will be triggered by the CE based on an agreed installation date with the customer. This date provided to manufacturing will kick-off the EC/MES production for fast delivery. After installation the removed parts will be promptly returned to plant.

The complete cycle from production to reutilization as well as the elapsed time between all intermediate steps is measured to refine plant planning.




# Remote Support Facility

**IBM World Trade Corporation**  
**DP Customer Engineering**  
**EHQ - Paris, France**

Printed in Western Germany

Dept. Form 7902-732



## REMOTE SERVICE FACILITY (R.S.F.)

Enhances IBM Customer Engineering service by linking the customer's system to RETAIN.

### ○ Retain Data Bank Access

Provides on-site CE access to latest service information, increasing CE self sufficiency.

- Reference Code Data Bank for up-to-date maintenance information.
- Problems tracked by incidents automatically generated.
- "Search Facility" available on-site for Tip's (EC, FBM, FFBM) and symptom fixes.
- "Information Transfer" for quick communication from support function to on-site CE.

### ○ Retain Data Link Access

Increases support functions effectiveness by providing :

- "Log Transfer" to have a faster understanding of the current problem.
- "Remote Console" with the same service facilities as those available to the on-site CE (as an alternate solution 3275 point to point stand-alone console are available in each Support Center).
- A fast and direct path to transfer microcode patches.

### ○ TP Characteristics


- Public switched network
- 1200 Bps. Line protocol Bi-sync.
- 38LS integrated Modem where approved or CCITT attachment card installed in Processor Controller.



3082

Processor Controller





## PROCESSOR CONTROLLER

The Processor Controller (PC) is the center for control, monitoring and diagnostics.

The main part of this PC is the Monitoring and System Support Facility (MSSF). The MSSF can communicate with all areas of the Processor Complex.

Functions such as Power-On, Initialization, Microcode loading and Error recovery procedures are supported by the MSSF.

When a failure occurs, after recovery, Analysis Routines (AR) are automatically invoked by the MSSF. These routines attempt to isolate the failures to a single FRU. Once the MSSF has completed FRU isolation, it will post a message on the system console informing the customer of a Processor Complex error. This message enables the Customer Engineering :

- To determine what parts to bring
- To search into the Retain files
- To enter into the maintenance procedures.

IBM INTERNAL USE ONLY

Maintenance procedures provide assistance to the on site CE in areas such as :

- providing validation test's to reduce the size of a FRU group, and after the FRU change verify the repair.
- reconfiguring the system to permit replacement of FRU's
- power off and on of the involved areas

The MSSF supports also the consoles which are

- System Console (3278 - 2A)

Provides the hardware system functions for customer usage, such as IPL, system reset, start, stop .....

- Service Support Console (3278 - 2A)

Integrated into the Processor Controller. This console is the basic communications path between the CE and the Central Complex. It allows the CE to communicate with the MSSF for system management and service, or remote support locations via the Remote Support Facility.

- Operator Console

Channel attached via a 3274 control unit (or equivalent) it allows the operator to communicate with the Operating System. The customer is responsible for supplying the operator console.

- Remote Console

IBM INTERNAL USE ONLY

The MSSF can be connected to :

- A stand-alone console located in a Field Support Center.
- A remote console via a Retain data link.

The remote specialist has access to the same facilities in the processor controller as the local CE.

12

**IBM World Trade Corporation**  
**DP Customer Engineering**  
**EHQ - Paris, France**


Printed in Western Germany

Dept. Form 7902-732

3081

Processor





## PROCESSOR

The 3081 Processor comprises the following elements :

- **Two Central Processors (CP)**

Microcode controlled — 8 TCM's each.

- **A System Controller (SC)**

Hardware controlled — 3 TCM's — which controls all communications and data transfers that occur between the various elements.

- **A Central Storage (CS)**

Composed of 4 Basic Storage Modules (BSM) 4 MB each (cards) and 2 BSM Controllers (2 TCM)

- **An External Data Controller (EXDC)**

Which handles all data transfers to and from I/O Devices (3 TCM's)

## Central Processor (CP)

As a Multiprocessor, the 3081 Processor Unit integrates two CP's, within a single unit, each of which has access to a shared central storage and its own set of channels. Channel set switching allows either processor to continue all channel activity if one of the 2 CP's experience a failure.

Each Central Processor consists of the following elements :

- **Buffer Central Element (BCE)**  
32K cache buffer

Handles all processor references to and from central storage.

- **Instruction Element (IE)**

Performs all prefetching decoding and sequencing of programmed instructions. Generates all instructions and operand addresses and initiates request to storage. The IE also executes most two and four byte logical, shift and single arithmetic instructions, and is controlled by hardware and microcode.



- Variable Field Element (VFE)

Executes all of the byte-type storage-to-storage variable field length instructions, under microcode control.

- Execution Element (EE)

Executes all hexadecimal floating point, fixed-point multiply and divide and miscellaneous convert instructions and is hardware controlled.

- Control Storage Element (CSE)

Controls the sequencing of microcode thru the processor by use of control words stored in the CSE buffer. The buffer consists of 1024 control words of pageable storage and 1024 control words of non-pageable storage.

### **System Controller (SC)**

The SC is the communication center for the processor complex. All communications and data transfers that occur between the other elements and storage must pass through the System Controller.

The System Controller performs the following essential functions :

- Interconnects and controls communications between Central Storage and the CP, EXDC or Processor Controller.
- Resolves conflicts between the CP's when both require the same line of data.

## External Data Controller (EXDC)

The EXDC is an integrated I/O Processor containing up to 24 channels, 4 of which may be designated for byte mode operation. The remainders are block multiplexer channels permitting data rates up to 3 MB/second. The EXDC handles all data transfers to and from I/O devices external to the Central Complex, and is composed of the following elements :

- Channel Processing Element (CPE)

Provides the administrative functions such as store and fetch requests to and from Central Storage, maintains status records and dispatches operations to each of the Data Server Elements, under microcode control.

- Data Server Element (DSE)

Controls the taglines and data gates to each of the 8 channels it controls. Two DSE's are standard, a third is optional. Each DSE is microcode controlled.

- Interface Adapter Element (IAE)

The IAE's (8per DSE) provide the data/communication link and data buffering between attached I/O devices and the DSE. In addition, they provide signal powering for the I/O interface.

IBM World Trade Corporation  
DP Customer Engineering  
EHQ - Paris, France

Printed in Western Germany

Dept. Form 7902-732



## TECHNOLOGY

The new packaging improves the reliability by reducing the number of FRU's and the number of discrete wires.

The processor utilizes a new highly integrated circuit technology packaged in Thermal Conduction Modules (TCM).

The TCM is a helium encapsulated module measuring 125 X 134 X 35 mm.

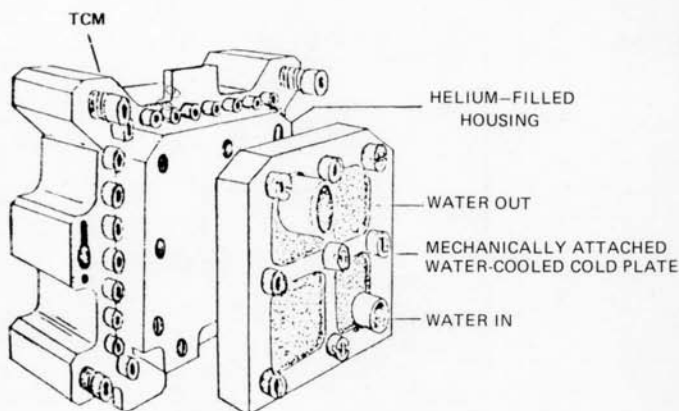
It has 1800 I/O connectors to provide power and to transfer logic signals. Inside are around 100 logic chips.

Heat generated by the circuits is conducted to the outer covering of the TCM, where a cold plate is attached (coolant is circulated through this cold plate).

Those TCM's are mounted on special boards. We have two types of boards, one which can hold 9 TCM's, the other one which can hold 6 TCM's.

On a basic machine we have two 8 TCM boards, two 6 TCM boards and twenty five TCM's (27 full configuration).

Processor Controller is card on board technology.



**IBM World Trade Corporation**  
**DP Customer Engineering**  
**EHQ - Paris, France**

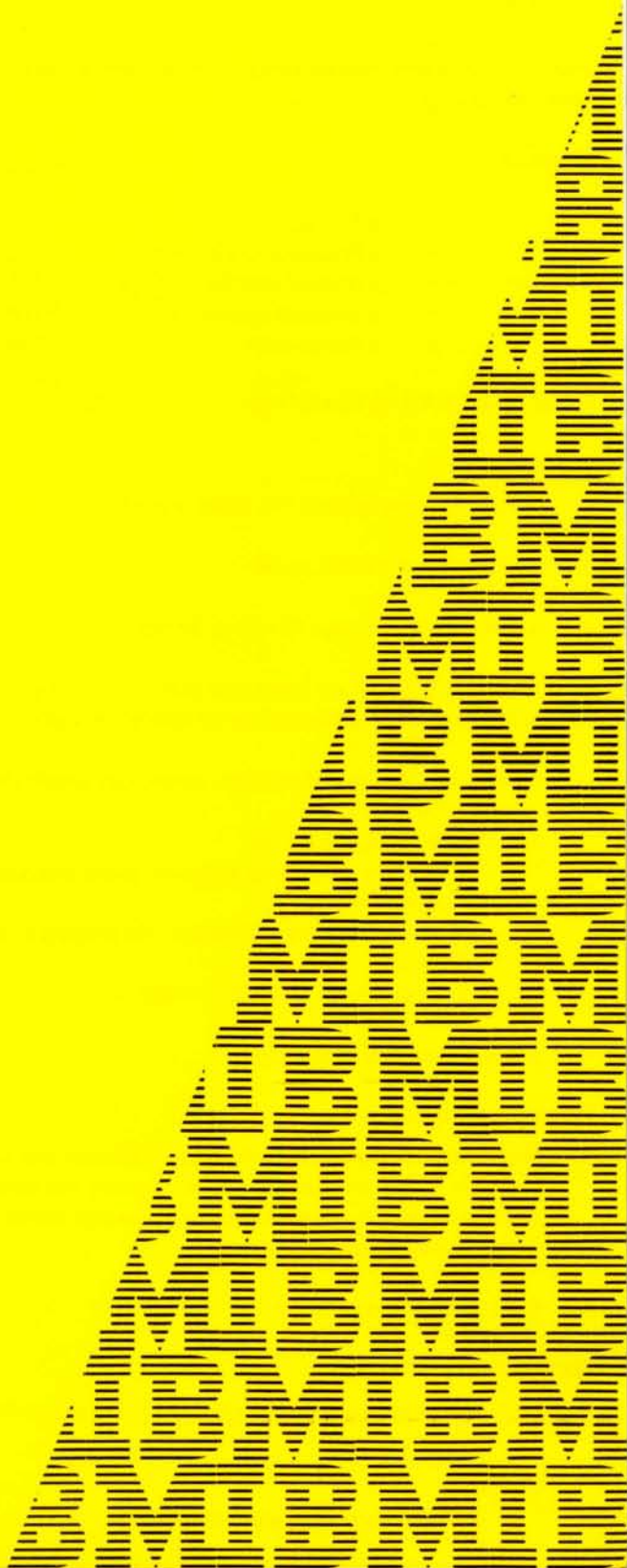
Dept. Form 7902-732

Printed in Western Germany

IBM INTERNAL USE ONLY

3081

Processor Complex





## PROCESSOR COMPLEX DESCRIPTION

The 3080 Processor Complex is a general purpose high performance computer designed to meet the expanding requirements of customers who are progressing towards a managed data base environment.

It consists of :

- a Processor 3081
- a Processor Controller 3082
- a coolant distribution Unit 3087
- a System Console 3278
- a Power Unit 3089

## GENERAL CHARACTERISTICS

### Processor

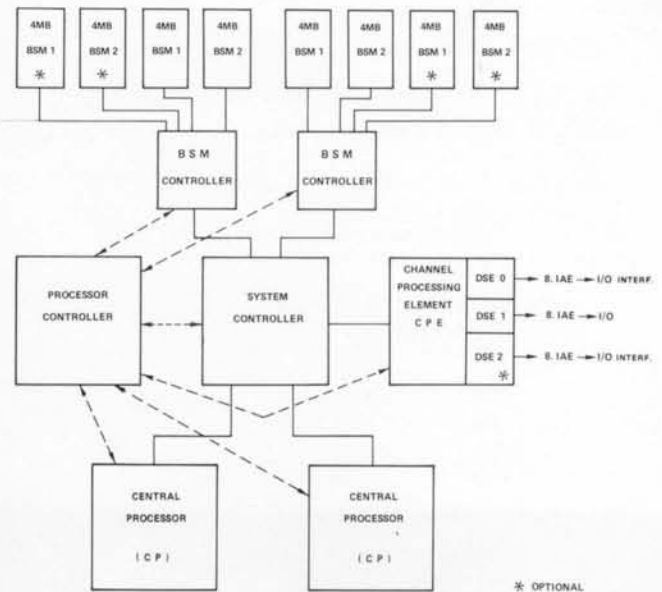
- Instruction rate around two times the 3033
- 26 nano second clock cycle
- Large capacity storage 16 MB to 32 MB.
- Channels 16 to 24 are integrated within the processor complex and therefore require no additional space.
- Extensive use of new dimension technology which means:
  - Less parts, less wiring.
  - Significant reductions in power, space and cooling requirements.
  - New maintenance philosophy. No scoping in the processor
  - Extensive error checking throughout
- Highly integrated technology.

### Processor Controller

- Supervises and controls the Processor Complex and provides the human to machine communication mechanism. Upon demand it supplies the status of various elements within the Processor Complex.
- Card on board technology.

### Coolant Distribution Unit

- Supplies cooled water to the electronics and power frames.



PROCESSOR COMPLEX

### System Console

- Provides the hardware system functions for customer usage. These include architected manual controls and indicators, and display frames for alter/display and system control.

### Power Unit

- 400 Hz Motor Generator (Optional)

## COMPATIBILITY

The 3080 is extended to operate under MVS or VM/SP, using multiprocessing with shared real storage in a multitasking/multiprogramming environment. Within this environment, any program written for System/370 will operate provided

- it is not time dependent
- it is not machine model dependent
- it is not dependent on features or devices not available on this system.

## Standard Features

- Universal Instruction Set
- System/370 Extended Facility
- 3033 Extension Feature
- Extended addressing
- Storage Protection
- Interval Timer
- Byte-oriented Operands
- T. O. D Clock
- Machine Check Handling
- Channel Set Switching
- Multiprocessing
- Processor Check point Retry
- Storage Error Checking and Correction (ECC)
- Virtual Machine Assist.
- Set/Store Prefix
- Extended Precision Floating Point
- Program Event Recording (PER)
- Set System Mask Suppression
- Dynamic Address Translation (DAT)
- CPU Timer and Clock Comparator
- Store Status
- Conditional Swapping Instruction
- PSW – Key Handling Instructions
- Block Multiplexing
- Byte Multiplexing
- Start I/O Fast Release
- Limited Channel Logout
- Channel Indirect Data Addressing (IDA)
- Clear I/O
- Highspeed Transfer (Data Streaming)
- Store CPU Address
- Signal Processor
- 16 MB Central Storage
- 16 Integrated Channels.

### Optional Features

- 8 Megabyte Increment of Central Storage (2 increments)
- Channel-to-Channel Adapter (1 or 2)
- 8 Additional Channels (1 increment)
- 40 Additional I/O Seq. Ports (5 increments of 8)

### CE Carrer Path

This is a DP product.

### Manufacturing Plants

- |   |              |          |
|---|--------------|----------|
| — | POUGHKEEPSIE | U. S. A. |
| — | MONTPELLIER  | France   |
| — | YASU         | Japan    |

**IBM World Trade Corporation**  
**DP Customer Engineering**  
**EHQ - Paris, France**

Printed in Western Germany

Dept. Form 7902-732